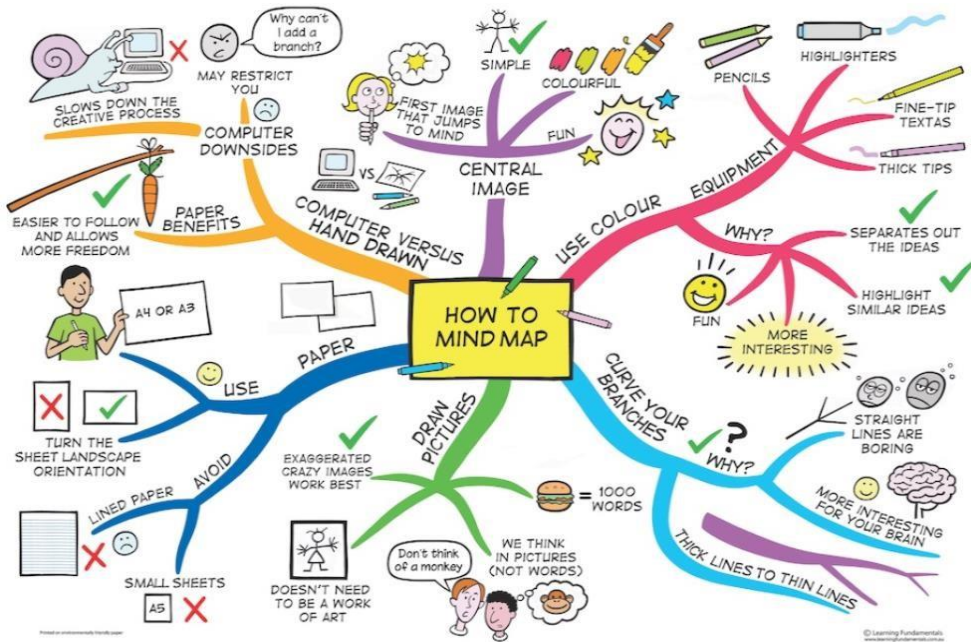




Knowledge Organisers

How to use them to self-test

Mind Mapping



Mind mapping is simply a diagram used to visually represent or outline information. It is a powerful graphic technique that you can use to translate what is in your mind into a visual picture. Since mind mapping works like the brain does, it allows you to organise information faster and more efficiently.

Use information gathered from your knowledge organiser to create mind maps. Make sure you use colours and images, keeping writing to a bare minimum. Using this technique will help to embed key information into your long term memory.

How to use mind maps



Flash Cards

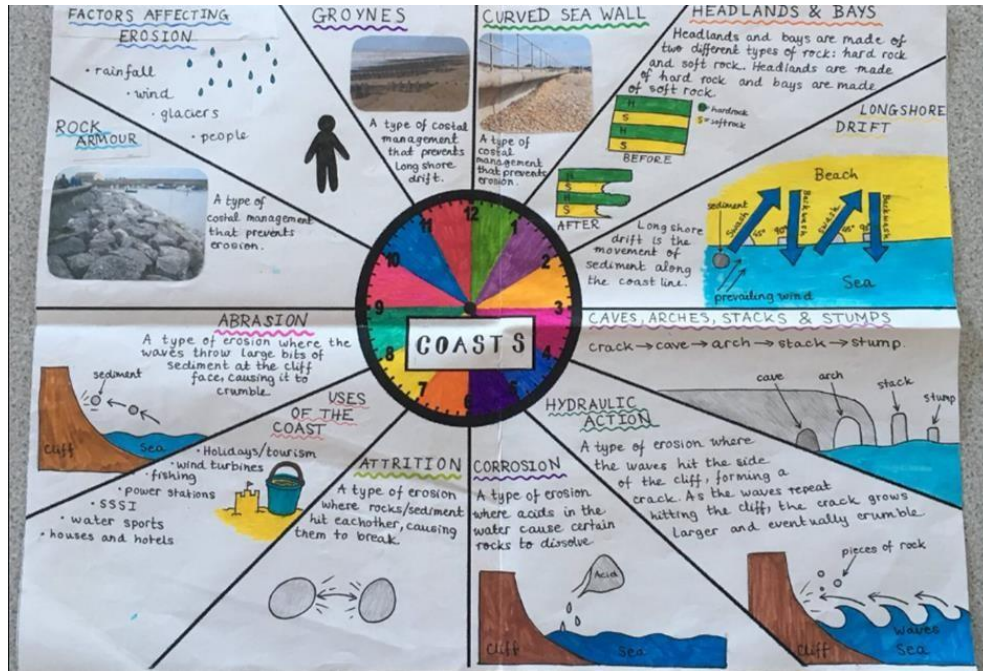


Use your knowledge organiser to make flash cards. Write the question on one side and on the other record the answer. Test yourself or work with a friend to make sure you know all the key information for each topic. You could also use flash cards to test yourself on the definitions of key vocabulary. Remember you need to revisit information 10 times for it to be embedded in your long term memory.

How to use flash cards



Revision Clocks



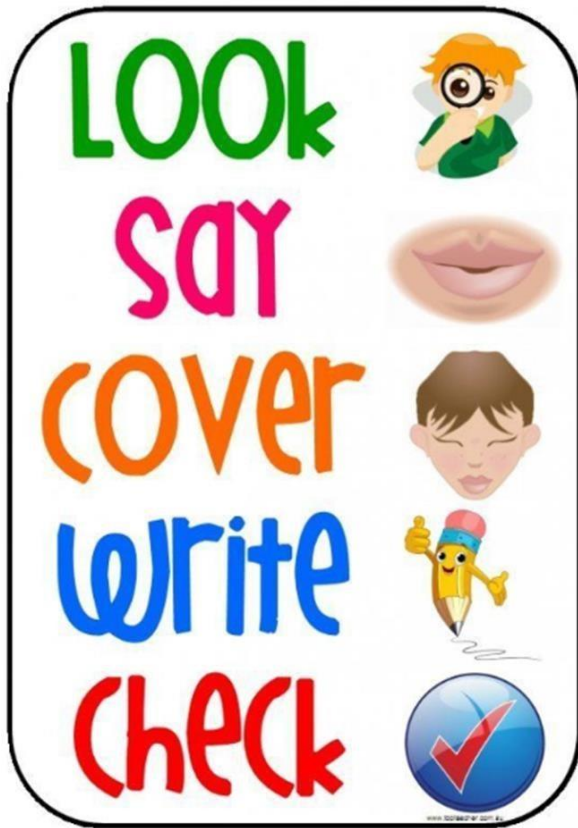
Start by drawing a basic clock. Break down your knowledge organiser into 12 sub-categories. Make notes in each chunk of the clock. Revise each slot for 5 minutes, turn the clock over and then try to write out as much information as you can from one of the segments e.g. all the information in the 2 – 3pm segment.

Your brain will retain more information if you include images as well as key words.

How to make a revision clock:

<https://www.youtube.com/watch?v=zykx69gcTpY>

Look, Say, Cover, Write, Check



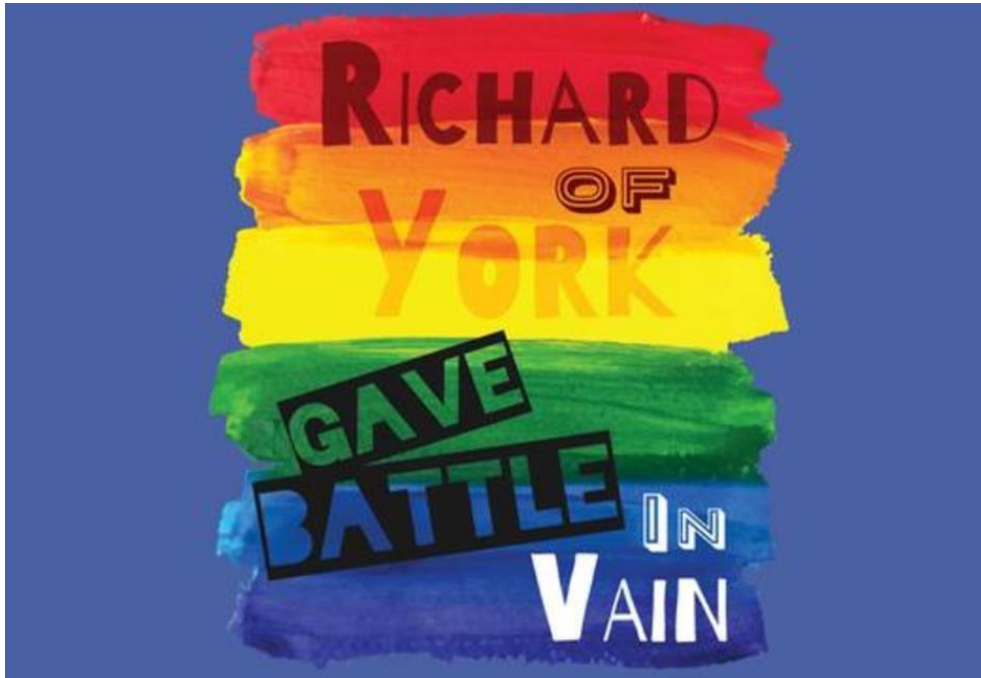
Using look, cover, write, check

This strategy is commonly used by primary schools and languages classrooms. It is a proved effective method of practising the spelling of key terms found in your knowledge organiser.

Start by carefully looking at the keyword you need to spell, cover it up, write it down, check it against your knowledge organiser and correct it if necessary. Make sure you practise the words you get incorrect several times, as practice makes perfect!



Keyword Mnemonics



Make up a sentence where each word begins with the same letter as the word you need to remember.

An example for colours of the rainbow is 'Richard of York gave battle in vain' (red, orange, yellow, green, blue, indigo, violet).

An example for the order of planets is 'My very enthusiastic mother just served us noodles' (Mercury, Venus, Earth, Mars, Jupiter, Saturn, Uranus, Neptune).

How to use mnemonics

